

# **RULES & REGS**

## **OF THE**

### **EAST DEVON**

#### **OFF ROAD CLUB**



# Contents:

	Page		Page
<b>The Rules Of The East Devon Off Road Club</b>	3	<b>Vehicle Classes</b>	14
1) Title	3	<b>Class 1 &amp; 2 Specific Regulations</b>	14
2) Objectives	3	General	14
3) Constitution	3	Bodywork	14
4) Management	3	Chassis	14
5) Election of Officers	3	Suspension	14
6) Committee	3	Axles	14
7) Meeting of Committee	4	Brakes	14
8) Absence From Committee	4	Steering	14
9) Duties of Secretary	4	Engines	14
10) Banking	4	Transmission	14
11) Membership	4	Battery	15
12) Membership of any other Club	4	Fuel Tank	15
13) Voting of Committee Members	4		
14) Subscription	4	<b>Class 3 Specific Regulations</b>	15
15) Non-Payment of Subscriptions	4	Wheelbase	15
16) Use of Club Name and Address	5	Bodywork	15
17) Life Members	5	Suspension	15
18) Honary Members	5	Axles	15
19) Expulsion of Members	5	Brakes	15
20) The Annual General Meeting	5	Traction Control	15
21) Special General Meeting	5	Engines	15
22) Agenda	6	Radiators	15
23) Voting	6		
24) Right to be Present	6	<b>Class 4 Specific Regulations</b>	16
25) Observance and Interpretation of Rules	6	Axles	16
26) Alterations of Rules	6	Brakes	16
27) Events	6	Steering	16
28) Copies of Rules	6	Traction Control	16
29) Dissolution	7		
		<b>Vehicles Taking Part in Safari's and Speed Type Events</b>	16
<b>Supplementary Regulations For Off Road Trials</b>	8		
2) Cancellation Postponement Procedure	8	<b>Safety Criteria Section</b>	17
4) Timetable of Events	8	Roll Bars/Roll Cage Structures	17
5) Refusal of Entry	8	General Consideration	17
6) Eligible Competitors	8	Construction	17
7) Entry Procedure	8	Crash Helmets	18
8) Starting Procedure	9	Typical Safety Belt Installation Diagram	18
9) Results and Awards	9	Roll Bars Diagrams	19
11) Scrutineering	9	Clearance for Driver/Passenger Heads	19
		Diagram	
12) Competition Details	9	Alternative Mounting on Roll Cage Back	19
		Stays Diagram	
13) Protests	9		
14) Officials for the Meeting	9	<b>Common Rules</b>	20
		Drivers and Passengers	20
<b>Vehicle Rules And Classification</b>	10	Safety	21
Definitions	10	Shunt Rule	21
Wheel Base and Track	10	Rules of 4x4 Off Road Trials	22
Bodywork	10	Definition of a Trial	22
Roll Cage	11	Clerk of Course	23
Seats & Seat Belts	11	Protests	23
Fire Extinguishers	11	Results	23
Steering	11	Presentation of Trophies	23
Brakes	12		
Wheels & Tyres	12	<b>The Road Traffic Act</b>	24
Engines	12		
Electrics	12		
Fuel System	13		
Exhaust System	13		
Gearbox	13		
Towing and Recovery	13		
Crash Helmets	13		
General Mechanical	13		

# THE RULES OF THE EAST DEVON OFF ROAD CLUB

- 1) **TITLE**  
The name of the club shall be “East Devon Off Road Club” also known as “EDORC”, hereafter referred to as “The Club”.
- 2) **OBJECTIVES**
  - a) To provide members with information, advice and assistance on matters connected with motoring and motor sport.
  - b) To watch the local administration of the laws and regulations affecting motoring and motor vehicles, and to report any proposed local action or scheme to the MSA Ltd.
  - c) To promote motor competitions in accordance with the rules of the MSA Ltd.
  - d) To arrange social and other meetings.
  - e) To afford members such benefits and privileges as it may be possible to arrange.
- 3) **CONSTITUTION**  
Anyone shall be eligible for membership. The membership shall consist of life members, honorary members, ordinary members and associated members. Only members over 17 years of age, with a valid driver’s license may drive in competitions. Passengers must be members and over 14 years. Note competitors may be asked for proof of age and license validity.
- 4) **MANAGEMENT**  
The authority and responsibility for transaction of the business of the Club for it’s management shall be vested in a Committee, who, in addition to the powers and authorities by these rules expressly conferred on them, may exercise all powers and do all acts in furtherance of the objects for which the Club is established or done by the Club in General Meeting.
- 5) **ELECTION OF OFFICERS**  
The President of the Club and the Chair, Vice- Chair, Treasurer, Secretary other Officers and Committee shall be elected at the Annual General Meeting and, subject to termination of office by resignation at the next Annual General Meeting following their appointment. The Committee shall have the power to co-opt other members as they deem necessary. The retiring officers and other members of the Committee shall be eligible for re-election.
- 6) **COMMITTEE**  
The Committee shall consist of not less than seven members and not more than eighteen members, exclusive of the President, who shall be an ex-official member of the Committee. One third of the Committee shall form a quorum.  
Nominations of candidates for election to the Committee must be received by the Secretary by the day of the Annual General Meeting with an agreement by each member nominated that he or she is willing to serve. The Committee shall have the power to appoint a

sub-committee of not less than three persons to meet on it's be half in respect of any matter which is specifically referred to such a sub-committee.

7) **MEETING OF COMMITTEE**

The secretary, either of his/her own accord or by the direction of the Chairman, shall unless otherwise agreed by all the Committee, give at least seven days notice of a meeting.

8) **ABSENCE FROM COMMITTEE**

Any member of the Committee who shall, without sufficient reason, absent himself/herself from three consecutive Committee meetings may be called upon to resign his/her position upon the Committee.

9) **DUTIES OF SECRETARY**

It shall be the duty of the Secretary to attend in person or by deputy, all meetings of the Club and all meetings of the Committee to take minutes of the proceedings. Such minutes shall be entered in a book and be presented for confirmation at the following meeting.

10) **BANKING**

All monies of the Club shall be banked by the Treasurer in the name of the Club, and no disbursements shall be made there from except in accordance with the form or forms authorised by the Committee.

11) **MEMBERSHIP**

Applications for membership are by completed form to the Membership Secretary. Membership of the Club shall continue only for the period covered by the current subscription, and membership may be renewed on payment of the relevant subscription. All applications must be made by an individual in his/her own correct name and be signed by the said applicant personally. An Associate member is a second person living at the same address as a full member; they get all the benefits of a Full Member but do not receive a Newsletter.

12) **MEMBERSHIP OF ANY OTHER CLUB**

If an applicant is a member of another Club or organisation, he/she shall not be entitled to affiliated membership of any kind at a reduced rate.

13) **VOTING OF COMMITTEE MEMBERS**

Each member present at a meeting of the Committee shall be entitled to exercise one vote. The Committee shall vote by ballot if any member present so demands.

14) **SUBSCRIPTION**

Subscriptions are payable on joining the Club and on the annual anniversary of joining.

15) **NON-PAYMENT OF SUBSCRIPTIONS**

Any member of the Club who has not paid his/her subscription within one clear month of the date on which it became due shall no longer be eligible for the club newsletter and shall be taken off the register of members forthwith. No member whose subscription is in arrears shall be eligible to take part in any competitions organised by the Club and under the rules of the MSA Ltd.

- 16) **USE OF CLUB NAME AND ADDRESS**  
The name and address of the Club shall not be given by a member as his/her address for trade, advertising or business purposes or in connection with legal proceedings.
- 17) **LIFE MEMBERS**  
A member may be elected a Life Member by the Committee and shall be exempt from the payment of annual subscriptions.
- 18) **HONORARY MEMBERS**  
The Committee may elect Honorary Members of the Club who shall be exempt from the payment of annual subscriptions.
- 19) **EXPULSION OF MEMBERS**  
It shall be the duty of the Committee if at any time they should be of the opinion that the interests of the Club so require, by letter, to invite any member to withdraw from the Club within a time specified in such letter, and in default of such withdrawal to submit the question of his/her expulsion to a meeting of the Committee to be held within six weeks after the date of such letter. Members of the Committee shall be given at least seven days notice that a question of withdrawal or expulsion is to be discussed at a meeting of the Committee. The member whose expulsion is under consideration shall be given at least seven days notice of such a meeting and shall be allowed to offer an explanation of his/her conduct verbally, or in writing and if two thirds of the members present shall then vote for his/her expulsion, he/she shall there upon cease to be a member of the Club.
- 20) **THE ANNUAL GENERAL MEETING**  
The Annual General Meeting of the Club shall be held in the month of November in each year upon a date and at a time to be fixed by the Committee. The Annual General Meeting shall:-
- a) Receive from the Committee a full statement of accounts duly audited showing receipts and expenditure for the year ending;
  - b) Receive from the Committee a report of the activities of the Club during the said year;
  - c) Elect the President and all the officers of the club;
  - d) Elect the Committee;
  - e) Settle any remuneration's for the officers of the club;
  - f) Decide on the subscriptions for the following year,
  - g) Decide on any resolution which may be duly submitted to the meeting herein after provided.
- 21) **SPECIAL GENERAL MEETING**  
A special General Meeting may be convened by direction of the Committee, or on a requisition of the Secretary stating the business for which the Special General Meeting is required and signed by not less than 12 members. If the meeting so requisitioned is not convened within 21 days, the said 12 members may convene such a meeting. 15 members shall form a quorum.

- 22) **AGENDA**  
When members wish a matter to be discussed at a General Meeting, the text of such matters signed by at least two members shall be sent to the Secretary at least 14 days before the date of such meetings, so that it may be included in the agenda. A copy of the agenda shall be sent to each member at least 5 days prior to the meeting but the fact that any member has not received a copy of the agenda shall not invalidate the proceedings. No business which is not included in the agenda shall be discussed at the meeting unless every member present is in favor thereof. Should the proposer of any motion fail to move a resolution in respect of the relevant item on the agenda, than any other member shall be entitled to do so.
- 23) **VOTING**  
Every person with a right to be present may exercise one vote. The Chair shall not vote except in the exercising of a casting vote. At all General Meetings, except as provided in rule 27, a majority of votes decides a resolution. At any General Meeting any 12 members may demand a poll, and thereupon the meeting shall be adjourned to a time and a place to be named by the Chair, and a postal vote shall be taken of all members of the club, the decision of the members, as shown by such postal vote shall be reported to the adjourned meeting, and shall be deemed to be the decision of the meeting.
- 24) **RIGHT TO BE PRESENT**  
No-one can take part in General Meetings unless he/she is a fully paid up member of the Club.
- 25) **OBSERVANCE AND INTERPRETATION OF RULES**  
Every member binds him/herself to abide by the rules of the club and also any modifications thereof made in conformity with such rules, and also to accept as final and binding the decision to the Committee in all cases of dispute on disagreement as to the interpretation of these rules.
- 26) **ALTERATION OF RULES**  
Any alterations may be made in these rules by a General Meeting provided that: a) details of the proposed alterations are included in the notice of the General Meeting and that b) the resolution proposing such alteration is carried out by two thirds of those present and voting: at such General Meeting or by two thirds of those voting should a poll be demanded as provided for in rule 23.
- 27) **EVENTS**  
All motor competitions organised by the Club shall be held under the rules and requirements of the MSA Ltd. In addition competing vehicles must conform to the Clubs vehicle and safety regulations.  
Any Member convicted of an offense arising out of his/her being in charge of a motor vehicle in any club event or on Club business shall be thereupon liable to expulsion from the Club under rule 20.
- 28) **COPIES OF RULES**  
Every member shall be furnished with a copy of the Club rules and regulations on acceptance of membership.

29) **DISSOLUTION**

The club may be dissolved by a Special General Meeting converted by the direction of the Committee, or on the requisition of the majority of the members.

If the resolution of dissolution be duly passed, the Committee shall forthwith liquidate the affairs of the Club, and if there be any surplus assets on realisation these shall be disposed of at the discretion of the Committee.

# SUPPLEMENTARY REGULATIONS FOR OFF ROAD TRIALS

The event will be held under the General Regulations of the Motor Sports Association LTD, (incorporating the provisions of the International Sporting Code of the FIA), and the supplementary regulations laid out hereafter.

- 1) The permit number will be published at the event and can be obtained prior to the event by request.

The venue for the event will be published in the East Devon Off Road Club Newsletter with a map reference. Any alterations to this will be done verbally no later than 48 hours before the event.

- 2) **CANCELLATION POSTPONEMENT PROCEDURE**

It is up to the individual club member to contact the Competition Secretary or Clerk of Course if they feel that the event is likely to be postponed due to weather conditions. If an event is cancelled a number of weeks before it is due to take place an announcement will be made in the EDORC newsletter. A drivers meeting will be called if an event has to be abandoned at any time during the day's event.

- 3) The event will be open to any duly paid up members, including day members, of the East Devon Off Road Club and invited clubs who are recognised by the MSA.

- 4) **TIMETABLE OF EVENTS:**

8.30am	Scrutineering and signing on commences for competitors and officials.
9.30am	Scrutineering closes,
9.40am	Signing on closes.
9.50am	Drivers meeting.
10.00am	First section opens.

Lunch break for competitors and officials will take place at the discretion of the clerk of course, or on his behalf by the chief marshal, at a convenient point between sections. This timetable may be altered to increase scrutineering and signing on periods if access to the site is restricted or weather conditions, dictate or at the discretion of the clerk of course.

- 5) **REFUSAL OF ENTRY**

Refusal for entry will occur if: the vehicle the driver wishes to use fails scrutineering, the driver is not a member or is under age, or if the Competition Secretary or Clerk of Course have other valid reason(s) for refusing entry.

- 6) **ELIGIBLE COMPETITORS**

At signing on all drivers and passengers must produce a valid club membership card, unless day membership is required. The secretary of the meeting may ask for proof of age. Drivers must be 17 years of age or older and hold a valid driving license. Passengers must be a minimum of 14 years old.

- 7) **ENTRY PROCEDURE**

Any drivers not signed on by 9.50am may be excluded. Entries will be taken on the day of the event at signing on and are on a first come first served basis. The entry fee will be as required on the day and may not be refunded after the event has finished. The maximum entry for the event will be 50 drivers; the minimum entry will be 10 drivers. Each driver will be allotted a number at signing on which must be displayed on the front of their vehicle. Depending on the number of entrants, Drivers may be split into two groups.

- 8) **STARTING PROCEDURE**  
Drivers will take their turn in numerical order throughout the day. The first section will be started verbally by the Starter Marshal by the random selection of one of the drivers. The selection of that driver will take place during the drivers meeting before the start of the event. Starters of each subsequent section will be through the rotation of three drivers.
- 9) **RESULTS AND AWARDS**  
An award will be presented to the overall winner of the day's event and the winner in each class. The event will also be a round of the EDORC Annual Championship. There must be a minimum of three entrants in the class to receive an award. Results will be announced as soon as possible after the event has finished and those preliminary results will be announced at a drivers meeting at the end of the days event. Confirmed results will be published in the EDORC newsletter. EDORC reserve the right to ask for the return of a trophy if it is proven to have been given in error.
- 10) In the case of a tie between two drivers the award will be given to the driver who has driven "furthest cleanest" (FC). The overall winner of the event will be awarded an overall trophy and the person who has come second in the same class will be deemed as the "first in class" for that day. The Clerk Of Course be awarded zero points. A competitor's final score for the year will consist of dropping his two highest scores and adding remaining scores. A score of 10 is awarded per section for no show at trial.
- 11) **SCRUTINEERING**  
Scrutineering will be carried out to check that vehicles comply to the MSA Technical Regulations minimum- requirements and also the Technical Requirements of the EDORC. At scrutineering the vehicles will also have their class confirmed. The event will incorporate four classes of vehicles being:-
- a) Modified production vehicles of between 72 and 80" wheel base.
  - b) Modified production vehicles over 80" wheel base.
  - c) Specials.
  - d) Super specials.
- 12) **COMPETITION DETAILS**  
The event will consist of a maximum of ten scoring sections, weather and land availability permitting. Each section will consist of 10 gates of, increasing difficulty. Split sections may be set to cater for different types of vehicles and their capabilities. Vehicles of 100" or more wheel base will be permitted to -take one shunt per section between nominated gates but must notify the start marshal before they proceed. The objective of the day is to drive the set sections without obtaining a score. The driver who achieves the lowest score wins his or her class. The lowest scoring entrant across all classes becomes the overall winner.
- 13) **PROTESTS**  
Protests must be made according to the rules and regulations of the EDORC which, incorporate the requirements of the current MSA yearbook within 30 minutes after the event closing. Protests must be made to the competition secretary and is subject to investigation and. will be referred to the EDORC committee at the proceeding committee meeting.
- 14) **OFFICIALS FOR THE MEETING ARE:-**
- |                  |                         |         |
|------------------|-------------------------|---------|
| Clerk Of Course  | Competition Secretary   | Steward |
| Chief Marshall   | Assistant Chief Marshal |         |
| Chief Scrutineer | Assistant Scrutineers   |         |

# VEHICLE RULES AND CLASSIFICATION

The regulations laid out in this section are the minimum requirements laid down by the RAC/MSA. Full regulations are available in the most recent edition of RAC yearbook which all vehicles must comply to plus the technical specifications of the EDORC regarding the classification of vehicles. The RAC reserve the right to alter the rules as necessary with an acceptable amount of notice.

It is the responsibility of the competitor to make his vehicle available between the nominated times for scrutineering in a clean and acceptable condition. Failure to do so may result in exclusion from the event.

It is the competitor's responsibility to make his vehicle available for re-scrutineering in the event of a roll-over or any other such action. It may be expelled from the event if any faults are found.

It is advisable that any new member with a new trialer has it looked at or converses with the scrutineer or one of his/her deputies prior to his first event to avoid possible disappointment and exclusion from the event.

## **DEFINITIONS**

**PRODUCTION VEHICLE:** Any vehicle which has been in production and has been available through general catalogue sales.

**MODIFIED VEHICLE:** A vehicle that differs from the original manufacturer's construction.

**SPECIAL:** A vehicle that has been specially built in limited production specifically for this type of event.

## **WHEEL BASE AND TRACK**

- G1) All vehicles must have a minimum wheel base of 72" unless otherwise stated.
- G2) Any vehicle with a wheel base of 100" or over (except Class 4) may have one shunt per section (*see Common Rules Section: item 20 for details*).

## **BODYWORK**

- G3) All vehicles must have a protective bulkhead of non-inflammable material between the engine and driver/passenger compartment, capable of preventing the passage of fluid or flame. All gaps must be filled with GRP.
- G4) All vehicles must have a complete floor of adequate strength, rigidly supported within the driver/passenger compartment, leaving no holes, gaps or cracks, especially around the control levers. Proper fitting rubber boots are acceptable.
- G5) All vehicles must not have the space occupied by the passenger encroached upon, but may have the passenger seat removed. The bodywork must provide a cockpit with a transverse opening of minimum width 32". If the vehicle is a single sealer layout, the minimum exit time must not exceed 5 seconds.
- G6) All vehicles must have any non-metallic fuel, oil or water pipes that pass through the driver/passenger compartment enclosed in a solid metal cover for protection.
- G7) Bonnets/engine covers must be retained and enclose the engine bay at all times whilst the vehicle is competing. The bonnet/engine access

covers must be secured with fasteners of a positive locking action, but must require NO tools to release.

G8) Windscreens/guards and side screens, if fitted, must be of laminated/toughened glass or plastic of minimum thickness 4mm. The use of wire mesh in front of and behind the driver/passenger is allowed and advised as protection against towrope failure.

G9) All vehicles must be fitted with mud guards or mud flaps which present no sharp edges and cover the width of the tyre around an arc of 120 degrees. This must be achieved with a continuous surface of rigid material, uninterrupted by any gaps, holes, slots or vents. It must extend forward ahead of the axle line and extend downward behind the wheel to a minimum of 3" above the axle line.

### **ROLL CAGE**

G10) All vehicles must be fitted with a roll bar or roll cage as described in the roll bar section For construction see safety criteria.

### **ROLL BARS, MINIMUM REQUIREMENTS**

#### **CLASS 1 & 2**

A rear roll bar, (see diagram 1 or 32), with compulsory back stays plus compulsory diagonal as per diagrams 5 or 6 PROVIDED that a factory hard top or truck cab is fitted

#### **ALL OTHER VEHICLES**

A full roll cage structure as per diagrams 5, 6 or 8 with compulsory diagonal. The rear roll bar main hoop may be formed as per diagram 32 with compulsory diagonal as shown in diagram 32 only.

### **SEATS & SEAT BELTS**

G11) All vehicles must have a normal adequate seat within the driver/passenger compartment, firmly fixed and secure. The uncompressed seat base must be minimum 15.25cm below the top edge of the adjacent body side or door.

G12) Seat belts, minimum of a 3 point full harness, must be worn during all sections of the trial. It must be a 3 point full harness with two straps over shoulders that must not join into one but can bolt down to one point. Drivers must also wear the harness whilst acting as tow vehicle. All belts must be of a proprietary manufacturer. All belts/harnesses must be securely and adequately fitted to the vehicle. Inertia reel seat belts are NOT permitted. See safety criteria SC14.

### **FIRE EXTINGUISHERS**

G13) An AFFF minimum 1.75 litre fire extinguisher/extinguishing system must be carried on all vehicles.

The fire extinguisher must be operable by the driver whilst normally seated. All extinguishers must be securely fitted within the vehicle. The tare weight of the unit must be clearly marked on the cylinder. It is recommended that all extinguishers are checked and serviced on a regular basis. For plumbed in systems please refer to the MSA yearbook.

G14) Fire extinguishers, if electrically triggered, must have their own electrical source, completely independent of the vehicles electrical system. Refer to MSA book

### **STEERING**

G15) All vehicles must have a full circumference steering wheel. Steering locks/devices must be removed from all vehicles.

- G16) Steering movement must be controlled to stop fouling of wheels on chassis or body work.  
\*Hydrostatic systems are permitted for class 4 only (\*comes into force Dec 2008).

### **BRAKES**

- G17) All vehicles must be fitted with brakes that are operative and are capable of stopping and holding the vehicle as required. All vehicles must have an operative hand brake, mechanical or hydraulic, but not part of the service brake system. Where an automatic gearbox is used the "park" does not constitute a handbrake. Independent fiddle brakes are not allowed unless otherwise stated.

### **WHEELS & TYRES**

- G18) Wheels and tyres must be compatible. There is free choice on wheel type/style and size, (not tyre). Dual, (twin), driving wheels are prohibited. A spare wheel is not obligatory, but if carried must be securely fastened to the vehicle and fitted with a correct tyre.
- G19) Tyres, all classes, may have a maximum diameter of 33" inflated, radial or cross ply. All tyres must have at least the minimum legal tread depth. Tyre pressures are free. Snow chains / studs are not permitted.
- G20) Tyre types must be discussed with the Chief Scrutineer before purchase. No straight edge is allowed across the tyre. No open centre tyres are allowed (ie tractor/dumper style tyres).  
SEE CHIEF SCRUTINEER IF UNSURE PRIOR TO PURCHASE.
- G21) No tyre cutting is allowed.

### **ENGINES**

- G22) All engines must be equipped with a positive method of throttle closing in the event of a linkage failure by means of an external spring to each throttle spindle. Air filters and induction pipes must be within the engine compartment, NOT in the driver's passenger compartment. If a snorkel pipe is used it must not encroach upon the driver/passenger compartment.
- G23) Hand throttles are prohibited.
- G24) Forced induction is allowed, provided that in classes 1 and 2 it is homogeneous to the vehicle. In class 3 and 4 there are no restrictions.
- G25) Radiators: where a radiator is not isolated from the driver/passenger compartment a suitable deflector is to be provided to prevent fluid DIRECTLY coming into contact with the occupants.

### **ELECTRICS**

- G26) All vehicles must be equipped with a battery, generator and self-starter.
- G27) All vehicles must have any wet batteries in the driver/passenger compartment enclosed in a leak proof container. Batteries must be securely located and duly protected to prevent leakage in, the event of a roll-over. Batteries must have terminals protected to prevent metal contact between the terminals. The battery earth lead, if not readily distinguishable, must be identified by a yellow marker and the ignition off position must be marked.
- G28) Kill switch: on every vehicle the kill switch has to kill the engine and cut off battery and must be accessible from inside by driver when they have a seat belt on and also by an external person outside the vehicle.

### **FUEL SYSTEM**

- G29) If a vehicle has fuel fillers under enclosure, then collectors/spill trays must be incorporated to enable spillage to drain outside the vehicle. All fuel tanks must have an efficient locking action and seal. All vehicles must have a fuel tank vent, self sealing, if with pipes at least 10" to the rear of the cockpit. Fuel tanks must be isolated from the driver/passenger compartment by means of a separate metal bulkhead.
- G30) Normal available pump fuel must be used and fuel caps/tank fillers must not protrude beyond the bodywork or be situated in the driver/passenger compartment.

### **EXHAUST SYSTEM**

- G31) All vehicles must have a silencer fitted to reduce exhaust noise to an acceptable level. Exhausts may be altered but must not pass through the driver/passenger compartment. Exposed parts must be suitably guarded. All exhaust outlets must terminate behind the mid-point of the wheelbase of the vehicle. The exhaust must not protrude more than 4cm outside the plan view of the bodywork. Exhausts should not exit more than 24" from the ground and must not be angled upwards from the horizontal plane.

### **GEARBOX**

- G32) All vehicles must be fitted with an operable reverse gear. An overdrive unit may be fitted. Any automatic gearboxes must be fitted with an operating inhibitor switch.

### **TOWING AND RECOVERY**

- G33) All vehicles must be fitted with towing points, front and rear. These points must accept a rope loop which must be secured without the use of shackles or other such attachments. The towing points must not present any sharp edges. They must be bolted on (minimum bolt size 16mm 8.8 tensile), welding is an optional addition. If tow ball is bolted to bumper, framework must be securely fitted to chassis.
- G34) All vehicles must carry a rope, a minimum of 1" in diameter, with a minimum length of 4 meters, with a closed loop at each end. The use of nylon is highly recommended. Lifting straps/webbing, chains/wire rope are prohibited. Ropes must be undamaged and free of knots.

### **CRASH HELMETS**

- G35) EDORC recommend that all competitors wear a crash helmet for protection. If a competitor wears a crash helmet, it must be undamaged and securely fastened. An "MSA" approved type helmet is strongly recommended. For MSA approved helmets, see safety criteria SC15.

### **GENERAL MECHANICAL**

- G36) Vehicles must be of sound construction and mechanical condition and be well maintained.

# VEHICLE CLASSES

- CLASS 1: Modified production vehicles, wheelbase 72"-80"
- CLASS 2: Modified production vehicles, wheelbase 81" plus
- CLASS 3: Specials
- CLASS 4: Super specials

## CLASS 1&2 SPECIFIC REGULATIONS

All vehicles must comply with GENERAL regulations plus the following specific regulations.

- MPV1) **GENERAL**  
All production vehicles must have NO mechanical, structural or body work modifications unless as allowed and detailed as follows.
- MPV2) **BODYWORK**  
All body parts above the door capping may be removed, as may all lights and lenses. Wings may be cut back for clearance, but the vehicle silhouette from the side and plan view must remain unchanged. Sills may be removed. The fuel tank does not count as part of the vehicle silhouette. All bumpers may be modified or removed. Door apertures must remain homogenous and be filled in with a solid material, securely fixed.
- MPV3) **CHASSIS**  
The chassis must remain original design type to the vehicle but may be strengthened or reinforced. The wheelbase must remain a standard manufacturer's measurement.
- MPV4) **SUSPENSION**  
The manufacturers original type of suspension must be retained, i.e. leaf/coil/air/torsion bar etc. Spring rates maybe altered. Shock absorbers must be fitted but axle straps are optional.
- MPV5) **AXLES**  
Axles may be interchanged. Limited slip or torque bias differentials are allowed only if fitted originally by the manufacturer. Locking or fixed differentials are not permitted.
- MPV6) **BRAKES**  
Brake components may be interchanged but must be compatible and maintain an efficient system. Servo assistance may be added.
- MPV7) **STEERING**  
Track rods/ drag links may be strengthened. Power assistance maybe added.
- MPV8) **ENGINES**  
Engine choice is free, however it must be fitted in the vehicles original position.
- MPV9) Non standard carburetion is allowed.
- MPV10) Fuel injection is permitted if homogenous to the engine being used.
- MPV11) The radiator must be fixed in it's original location but may be of any manufacturer.
- MPV12) **TRANSMISSION**  
Gearbox choice is free but must be used in conjunction with the transfer case and gears homogenous to the vehicle manufacturer and not the gearbox manufacturer. The transfer gears and casing may be interchanged with any from the vehicle manufacturer.

MPV13) **BATTERY**  
The battery may be relocated but NOT within the driver/passenger compartment.

MPV14) **FUEL TANK**  
The fuel tank may be relocated but NOT within the driver/passenger compartment

## CLASS 3 SPECIFIC REGULATIONS

All vehicles must comply with GENERAL regulations, plus the following specific regulations.

3:1 **WHEELBASE**

The minimum wheel base allowed is 50".

3:2 **BODYWORK**

The body is of free design but must comply with G3 to G9 plus;

3:3 The body work must effectively isolate the driver and passenger compartment from the engine, transmission, shafts, road wheels, wet batteries, fuel tanks, oil tanks, water tanks, radiators and header tanks, all operating linkages and attachments.

3:4 The body work must be fitted with doors or panels giving side protection to the driver and passenger. This must be above the uncompressed seat base and be, continuous from the front bulkhead to behind the seat. See also G11.

3:5 The body work must be fitted with a bonnet or casing of metal or solid non inflammable material, covering and surrounding the engine /transmission unit. The bonnet or engine access covers must be secured with fasteners of a positive locking action. See also G7

3:6 The body work must provide a cockpit with transverse opening of 32" minimum width. This width may not be interrupted.

3:7 **SUSPENSION**

All vehicles must be fitted with sprung suspension between the wheels and the body/ chassis unit. Suspension must be controlled to avoid the fouling of the wheels on the chassis or body.

3:8 Suspension spring mediums are free, but each wheel must have at least one shock absorber fitted.

3:9 **AXLES**

Axles are free and may have limited slip or torque bias differentials but NO locking or fixed/ locked type differentials are allowed.

3:10 Axles, wheels spacers, if fitted, must not be more than 1" thick or less than hub diameter.

3:11 **BRAKES**

Braking systems are free but must be able to operate all wheels simultaneously. See also G17. Independent fiddle brakes are NOT permitted.

3:12 **TRACTION CONTROL**

Traction control systems are NOT permitted.

3:13 **ENGINES**

Engines are free but must be securely mounted to the chassis.

3:14 Engines may have forced induction and or fuel injection.

3:15 **RADIATORS**

Radiators mounted in open pick up type bodies must be surrounded with a wire mesh cover that also encloses any cooling fans, motors, and header expansion tanks. Radiators and or header tanks must have an overflow pipe that terminates below the floor chassis level. See also G26 for radiator deflectors.

## CLASS 4 SPECIFIC REGULATIONS

All vehicles must comply with GENERAL regulations, all Class 3 regulations, with the exception of the following items as detailed within this section, regardless of wheelbase, mechanical or bodywork modifications. Any vehicle with 1 or more of the following automatically becomes a class 4 vehicle.

4:1 **AXLES**

Axles may be fitted with locking or fixed welded differentials.

4:2 **BRAKES**

In addition to the service brake system, independently operated brakes are permitted on all wheels.

4:3 **STEERING**

Steering may be fitted with four wheel or rear wheel steering. Both axles must be operated by the driver.

4:4 **TRACTION CONTROL**

Traction control may be fitted to vehicles.

## VEHICLES TAKING PART IN SAFARI'S & SPEED TYPE EVENTS

Specific vehicle regulations for these types of events will be issued prior to the event taking place.

# SAFETY CRITERIA SECTION

## ROLL BARS/ ROLL CAGE STRUCTURES

### SC:1 GENERAL CONSIDERATIONS

The roll bar structure must be designed to withstand compression forces resulting from the weight of the vehicle coming down in the roll bar structure and to take fore and aft loads resulting from the vehicle being inverted onto it's roll bar structure.

SC:2 The basic purpose of the roll bar structure is to protect the driver/ passenger if the vehicle turns over or is involved in an accident. This purpose should NOT be forgotten and in consideration of this, it is required that all roll bars and roll cages should be built to the following specifications. All specifications are minimum and may be exceeded.

### CONSTRUCTION

SC:3 Box section is prohibited, as are all materials pitted with rust / corrosion.

SC:4 Permitted materials are:

- a) Cold drawn seamless tube, (CDS).
- b) Scaffold tube, (steel only).
- c) Mains gas pipe, (post 1975 only).
- d) Pressurised steam pipe.

SC:5 Minimum tube dimensions:- Ø48mm diameter, 3.2mm wall.

SC:6 The main, front or lateral hoops must be formed from one continuous length of tube, not cut or joined. Bends must be of a cold form process- Minimum radius three times tube diameter. Maximum ovality of bend, minor to major diameter ratio 0.9.

SC:7 Compulsory diagonal and back stays must be made in one continuous length and under NO circumstances be cut or joined. Diagonals must join the main hoop within the bend radius. The lower end of the diagonal must be within 100mm of the main hoop or back stay mounting foot. The top of the diagonal must be at the driver's side. Twin diagonal lower mountings must terminate next to each other on a suitable cross member, (DRAWING NO. 8).

SC:8 Mounting plates, minimum 3mm thick. Mounting bolts, minimum 14mm diameter, 8.8 tensile strength.

SC:9 Tubes crimped for ease of welding are prohibited, tube ends should be correctly shaped to fit the bar they are being joined to.

SC:10 The front hoop should not lean further back than the angle of the windscreen, (or if one was fitted). The front hoop may bear down onto the chassis or suitably strengthened outriggers or bulkhead windscreen mountings.

SC:11 Compulsory backstays must be attached near the top outer bends of the main roll bar on both sides of the vehicle. They must make an angle of at least 30 degrees with the vertical and run rear wards and be straight. The upper end must join the main roll bar not further than 100mm from it's junction with the diagonal.

SC:12 Should removable members be in the construction of a roll cage, the demountable joints used must comply with an approved type. It must be noted that demountable joints must not be used as part of a main, front or lateral roll bar because they act as hinges in the principal structure and allow deformation. Their use is solely for attaching members to the roll bars.

- SC:13 For guidance on clearance between the roll bar structure and the driver/passenger, refer to drawings on following page.
- SC:14 Seat belts should be mounted within the limits as shown in the drawings below

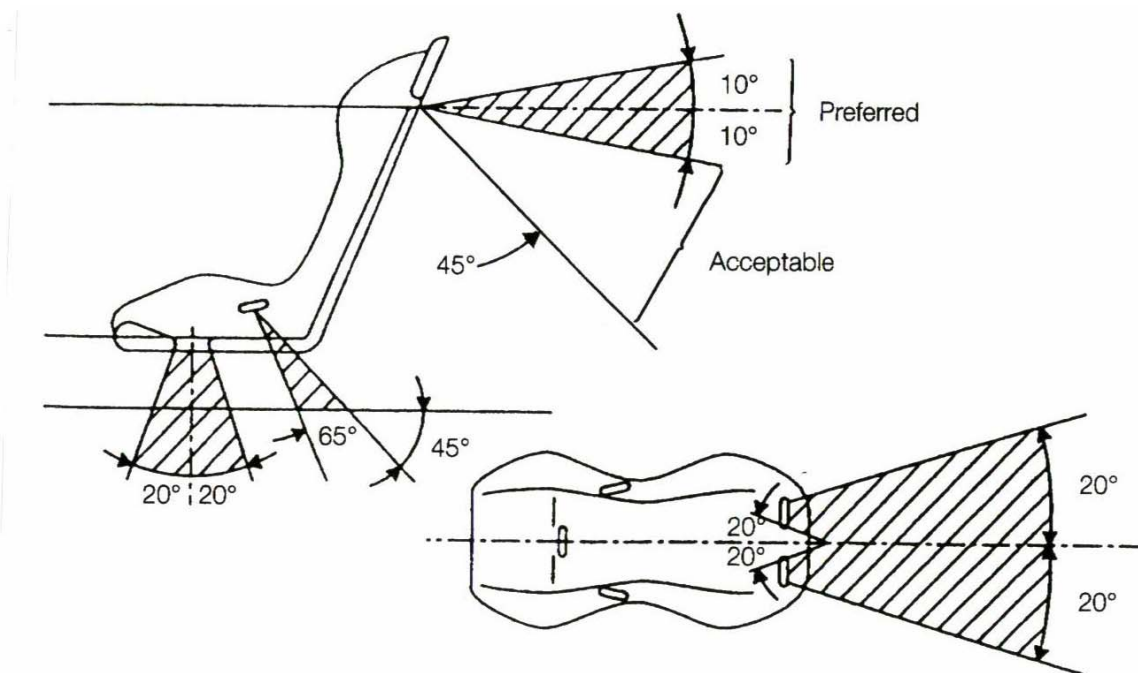
SC:15 **CRASH HELMETS**

**MSA APPROVED HELMETS:-**

- a) BS 6658-85 "A" \*. ( type "B" is not acceptable).
- b) BS 6658 type A/FR
- c) Snell SA90
- d) Snell SA96
- e) SFI Foundation 31.1, 31.2

*Standards marked with an asterisk (\*) may be deleted from 1st January 2000.*

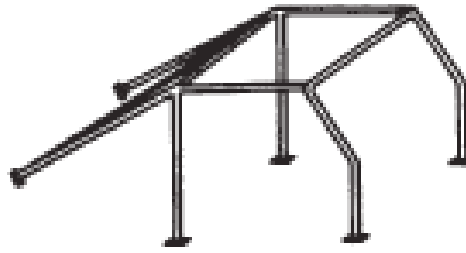
**TYPICAL SAFETY BELT INSTALLATION**



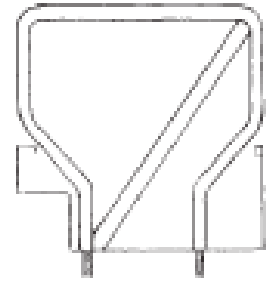
# ROLL BARS



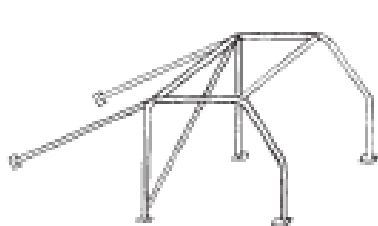
Drawing No.1



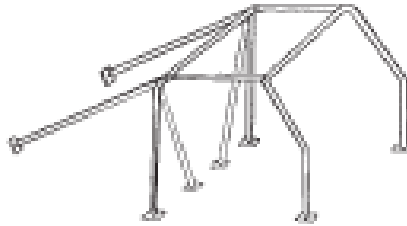
Drawing No.5



Drawing No.32

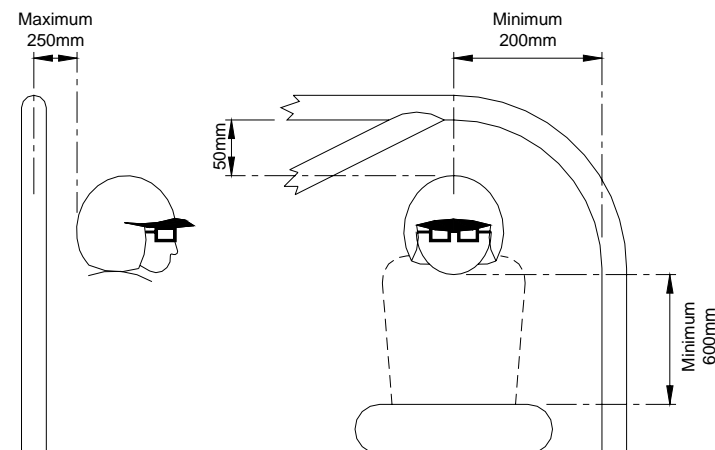


Drawing No.6  
(diagonal top must be driver side)

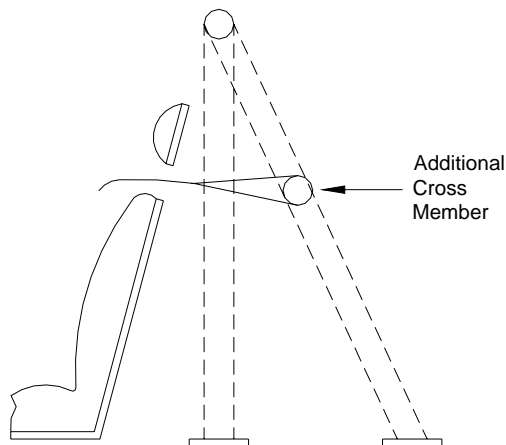


Drawing No.8

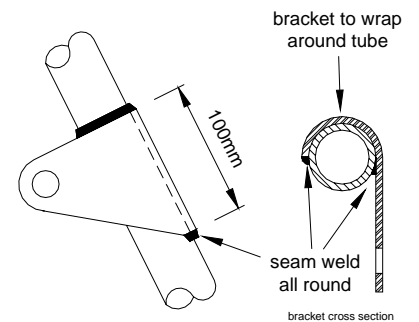
# CLEARANCE FOR DRIVER/PASSENGERS HEADS (ref SC13)



# ALTERNATIVE MOUNTING ON ROLL CAGE BACK STAYS



Additional Cross Member must be same  $\varnothing$  as Back Stays



Belt Mounting Plate 6mm  
Belt Mounting Bolt 10mm

# COMMON RULES

1. It is prohibited for a competitor to smoke whilst competing on section. It is also advisable for people smoking at events to make sure their cigarettes are properly extinguished to prevent the possibility of fires occurring.

## **DRIVERS AND PASSENGERS**

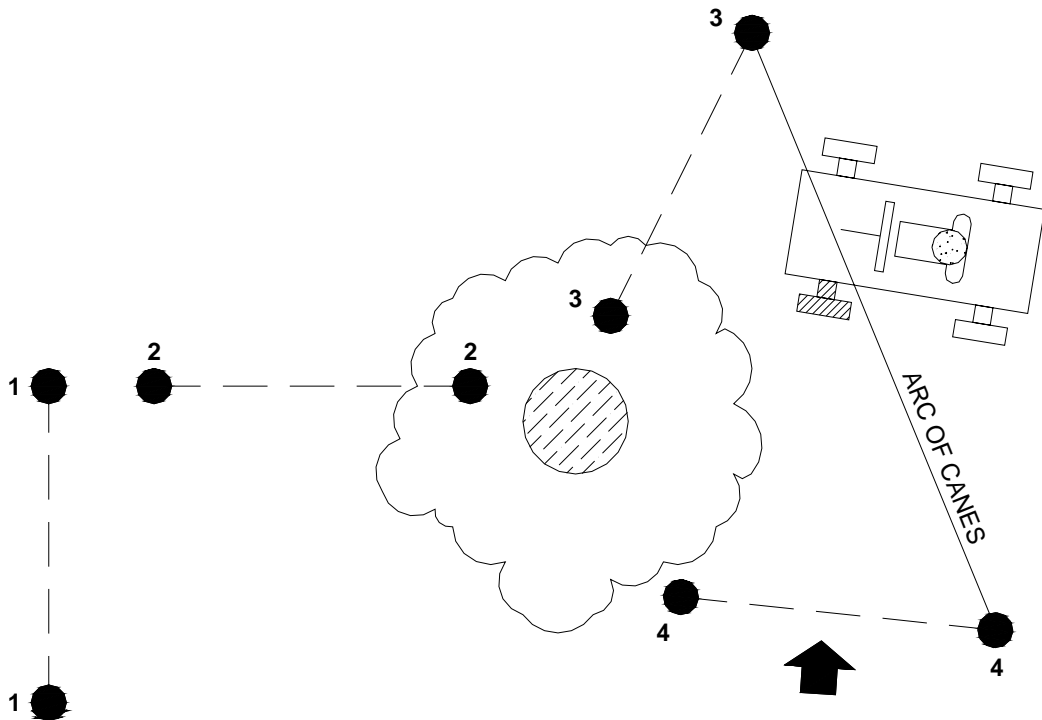
2. No more than 3 competitors may take part in the same vehicle at any one event.
3. A passenger may only accompany one driver per trial.
4. No driver may act as a passenger for another driver.
5. Passengers must be 14 years or over with the consent of a parent or guardian and you must hold a current road traffic license to take part as a driver in any event.
6. Nominated passengers must be full / day member.
7. Passengers are not allowed in any vehicle involved in a vehicle recovery.
8. Only a competitor who has signed on may take part in the event.
9. The driver may allow the passenger to "opt out" of a trial section due to the "severity" of that section. The start marshal must be informed of this decision prior to starting that section. This will not effect the points scored for that section.
10. Under no circumstances may anyone other than a signed on driver, drive a vehicle in the pit area, between sections or on any other part of the trial site.
11. Passengers may be carried between sections but must be seated and must not obscure the driver's vision. Under no circumstances must a vehicle be overloaded with passengers, common sense rules!!!
12. Competitors going between sections must not travel faster than walking pace due to other competitors, spectators, children and animals being in the same vicinity.
13. It is required that all competitors wear their seat belts, fastened correctly, at all times during the sections and whilst recovering or being recovered. It is also recommended that competitors going between sections keep their seat belts on as there is always a possibility of rolling over on adverse ground.
14. When you are on section you can do whatever you deem necessary to finish the section as long as it is within the club rules. If you are told to stop by a marshal you must do so and leave the section by the quickest route, if you get stuck please wait for assistance and don't make a mess of the section.
15. It is recommended that all competitors wear a crash helmet of a good fit and a serviceable condition with the straps done up whilst competing. It is also recommended that ear rings are removed whilst wearing helmets as there have been cases where ear rings have become entangled in the lining of the helmets making it very difficult for them to be removed.
16. Have some consideration for your fellow competitors. Do not stand in section or too close to the section to obscure the view and stand well away from the canes so they can be seen.

### **SAFETY**

17. It is the responsibility of all club members, not just marshals and committee members, to ensure the safety of spectators. If you think a spectator or another club member could be in danger from passing vehicles, please have a quiet word with them and politely ask them to move. If you do not want to ask them yourselves then please ask a committee member to do so for you.
18. If you bring children or dogs they must be supervised and kept under control at all times, regardless of their age. There are vehicles moving around outside the sections all the time and accidents are more likely to happen to children unattended away from sections.
19. Please make sure you don't throw your sweet papers and rubbish around the trial sites. This includes the pits and the trialing areas. If you see anyone throwing their rubbish down, please ask them to pick it up and take it home with them. Alternatively, if you see any litter on the ground pick it up and throw it in the bin when you return to the pits even if you think the litter has been lying around for a few days. It is better to do this than to lose a trialing site.

### **SHUNT RULE**

20. Any vehicle with a wheel base of 100" or over (except class 4) may have one shunt per section.  
The shunt must be specified where it is to be taken prior to starting that section, and must be taken before an involuntary stop.  
An attempt must be made at the gate prior to the shunt and the vehicle must not go through the gate prior to taking a shunt.  
At least one wheel hub must remain in the arc of the canes whilst taking the shunt.



# RULES OF 4x4 OFF ROAD TRIALS

## DEFINITION OF A TRIAL

A trial in which the marking for the event is mainly based upon the ability of a competitor to climb hills to traverse difficult sections non-stop, and where no part of it will take place on a public highway.

1. Competitors will attempt to negotiate observed sections non-stop. The organisers may however allow certain vehicles, by virtue of their size, to take a specified number of direction changes and vehicles of nominated classes to attempt different parts of a course where other vehicles may be restricted. A shunt may not be used to gain an advantage over other vehicles, i.e. at the bottom of a hill which would then allow a clear run up.
2. Competitors will be given a number at signing on and that will be their number for the day. The first competitor to attempt the course will be drawn at random from a hat prior to the event and will be rotated three vehicles after each section. A competitor will start the day with a clear score card and will incur penalties for failure to conform with correct route, touching of markers, and failure to proceed non-stop, either voluntary or non voluntary. In the event of a discrepancy, proof of the score card will be necessary.
3. Marshals will be appointed to act as judges and to adjudicate on:
  - a) Conforming with the correct route on the course.
  - b) Touching of markers, (minimum width of a gate 2.5 metres).
  - c) Failure to proceed non-stop through the course, voluntary or non voluntary.
  - d) Conforming with regulations regarding seat belts, and if crash helmets are worn, that they are fastened properly.
4. The onus of following the correct route shall rest with the competitor and any signs displayed. Competitors will proceed from the start line through to the finish line staying within the boundaries of the course. Cross canes may be used as well as natural obstacles and bunting for the correct route. Competitors are not allowed to drive over their own tracks unless specified by the clerk of course. There will be no looping out of the course unless specified also by the clerk of course.
5. Touching of markers. The course will be marked out by 10 sets of gates going, from gate 10 down to 1( minimum width of 2.5 metres). The touching of any of these canes by the competitor will result in a failure course if on that section. The leading front hubs of a vehicle will be classed as the foremost part of the vehicle for scoring and they must pass between the lines of the canes to score. If a vehicle goes through a set of canes but touches one he will be marked upon that cane. A competitor is allowed to hit the 10 and 9 cane but will be scored on that cane, but he will be allowed to carry on driving if he so wishes although he must exit the course if he hits another cane.
6. Failure to proceed non-stop through a course either voluntary or involuntary in forward motion in the direction of the course will result in a failure. A competitor must keep going once he has started. Only one attempt will be

- permitted of any obstacle and the front hubs will be deemed the furthest point reached by a competitor. Once a competitor has completed the course he must exit the course at the earliest opportunity.
7. Before attempting an observed section, a vehicle will be brought to rest with the leading wheel hubs at the start line and a verbal instruction will be given by the start marshal to proceed when the start marshal has satisfied himself that the course is clear and the competitors are wearing seat belts. Under no circumstances do you leave the start line until you have been told to do so. A vehicle will be deemed to have started the section once his front hubs have past the start line.
  8. A vehicle will be deemed to have finished the section once his front hubs have past the 1 cane and no other penalties have been occurred. This will result in a clear run section.
  9. Entitlement to a re-run rests solely upon the marshals present and clerk of course if it is proved that a problem has arisen due to unforeseen circumstances. The appointed marshals word is final.
  10. In the event of a tie between two competitors the trophy will be awarded to the person who has driven the "furthest cleanest".

### **CLERK OF COURSE**

The clerk of course is responsible for the setting out of the sections prior to the event. He will make every effort to avoid contact with trees and other such damaging obstacles although he can not be held responsible for any damage occurred to your vehicle through mistakes you may make. You are required not to use trees for recovery purposes and to avoid them at all cost to avoid damage. The clerk of course will also be responsible for setting the sections so they do not interfere with wild life, i.e. badger setts and plant life, i.e. bluebells etc. Your co-operation throughout the day will be greatly appreciated. Any competitor blatantly disregarding these rules will be severely reprimanded which may result in him being asked to leave the club if this is a recurring problem. Respect for other peoples property must be adhered to.

### **PROTESTS**

If you feel that you have been scored wrongly and you have had your card marked, or you have a complaint about another competitors conduct/ vehicle, you can make a protest to the clerk of course/ competition secretary/ scrutineer within 30 minutes after the event to the appropriate person who will act on your behalf and investigate the matter.

### **RESULTS**

These will be published as soon after an event as is possible and will be published in the newsletter. They will be collated for the end of year trophies which is part of the EDORC trials championship trophies which will be presented at the end of year annual prize giving event.

### **PRESENTATION OF TROPHIES**

In most cases trophies will be presented at the proceeding trial or event, which ever is the most convenient. A trophy will be presented to the 1st person in each class and the overall winner with the lowest points. Trophies will only be presented when there is more than three competitors in a class.

# THE ROAD TRAFFIC ACT 1988/91

From 1 July 1992, the offences of dangerous, careless and inconsiderate driving of a mechanically propelled vehicle on a road (sections 1, 2 and 3 of the Act as amended by the Road Traffic Act (1991) also apply to a *public* place.

It is not illegal to organise or take part in an unauthorised motoring event in a public place, but drivers and riders should be aware that they are liable to prosecution if they drive dangerously or carelessly.

The extension of road traffic law to public places has important consequences for those who take part or organise events involving motor vehicles in fields, parks or other areas where the general *public* is admitted either free of charge or on payment of an entrance fee.

There are many kinds of motoring events. Different rules are appropriate to minimise risk to participants, spectators and other members of the public who may be present

The above offences do not apply to those taking part in 'authorised' motoring events when driving in a public place other than a road, provided they are driving in accordance with the appropriate authorisation for that event. Section 13A allows for the 'disapplication of sections 1 to 3 for authorised motoring events' and provides powers for The Motor Vehicles (Off-Road Events) Regulations 1995 which introduces a system for authorising events.

A precise definition of 'event' or 'public place' cannot be given. If there is any doubt organisers are advised to seek legal advice. Authorising bodies should consider whether the event requires drivers to drive dangerously. It is not the purpose of the Regulations to legitimise unnecessary dangerous driving, nor is it desirable to authorise an activity which is unlikely to be regarded as an event as this could give drivers a false sense of security.

The RACMSA is an 'Authorising Body' under these Regulations.

It is not foreseen that courts would regard purpose built stadiums, where the public have no access to the place where the event is staged, as a public place.

Copies of the Road Traffic Act 1988 and 1991 and The Motor Vehicles (*Off-Road* Events) Regulations 1995 are available from HMSO Bookshops or by post from HMSO Publications centre, PO Box 276, London, SW8 SDT.  
For telephone orders ring 0171 873 9090.

Attention is drawn to MSA Regulations 8 4.1.4, 8 6.1 and C 3.7

Acknowledgments. Information taken from the MSA blue year book.  
Original club constitution laid out by George Reekie.  
Vehicle technical regulations preparation and research by Andy Homer.  
Lay out and collation of publication N.A & NJ Winkworth.

Further information available from the 3tACMSA., Motorsport House, Riverside Park, Cotnbrook, Slough SU @liG Tel: 01753 681736

## Revisions:

Rev: 2 book re laid out.

Rev 3 21/6/07 LN: page 19, helmet clearance 25mm maximum not minimum

Rev 4: 02/07/08 LN page 19 belt mounting plate to wrap around tube. Roll cage dims in mm not cm.

Page 12 G20 Permitted tyre list text replaced with see chief scrutineer, details re design stated and tyre cutting no longer allowed. Page 3 section 3: constitution: proof of age & license validity note added. Page 12 G16: Hydrostatic steering now allowed for class 4 as of Dec 2008.